

elements

We do not exist without Elements.

Elements are all around us. They are fundamental to life.
Even the most complex forms of matter are made up from pure
elements and the bonds which exist between them.

Helium Series

The Helium series presents a range of downlights in recessed, surface mounted and suspended forms which are able to find the captivating balance between functional ambience and a sense of intimacy. These minimalist luminaires will become fundamental in a well-designed space, bringing colours to life through the excellent rendering performance from the quality Bridgelux LEDs. With a desire to create comfortable environments for people across

offices, hospitality, residential and more, the lens based optical system controls light to deliver high illumination levels with low glare. Made with high density die-cast aluminium, this range has outstanding thermal management for to prolong the life of the product.

More information available at: www.lightculture.com.au



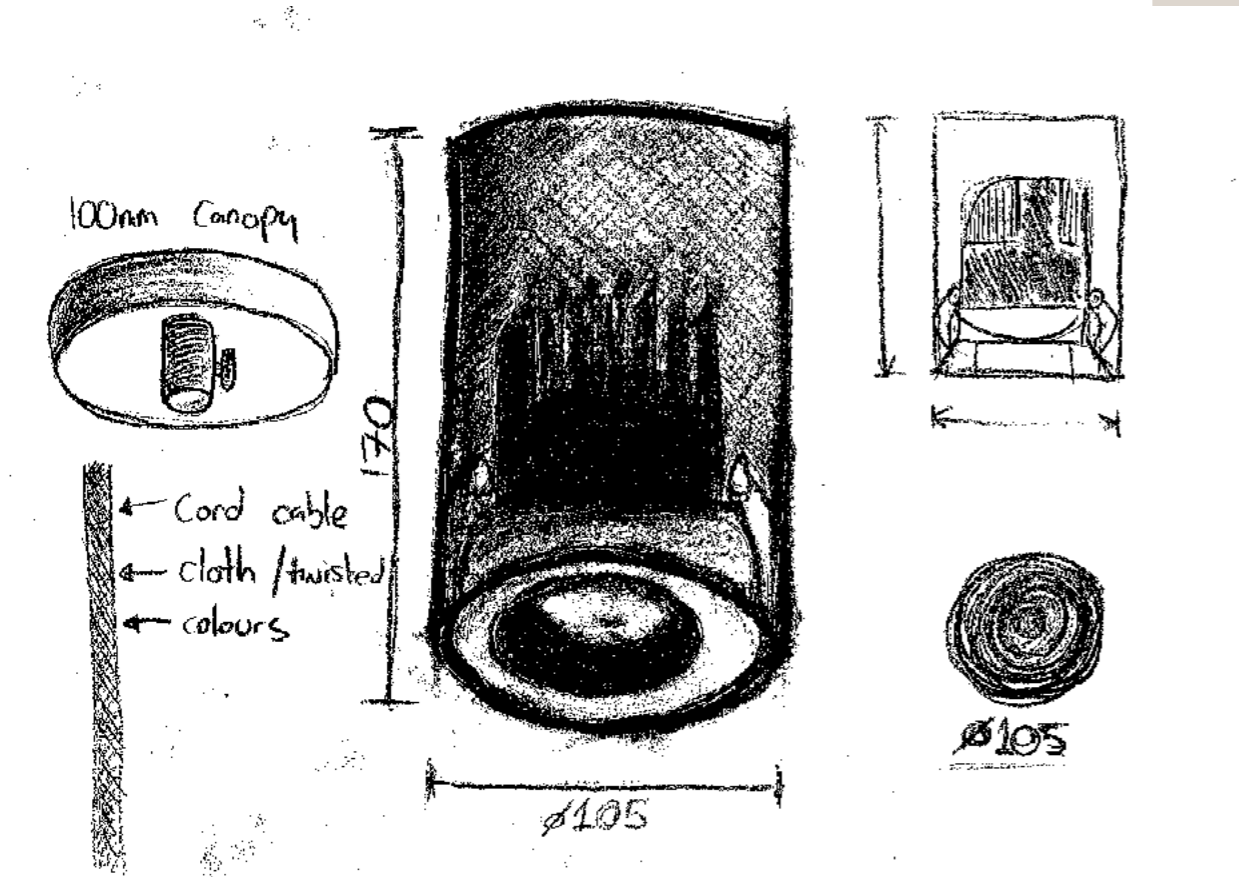
PENDANT

DOWNLIGHT

SURFACE

4

5



Helium Downlight

EFFICIENCY

By constantly innovating through technology and design the Helium Downlight has been made with a lens based optical system for superior beam control. A setback light source with black internal ring creates low glare, ideal for specific applications such as offices, shops and homes.



[VIEW ON THE WEBSITE](#)

6



Equipped with high quality Bridgelux LED source, Helium Downlights are an excellent choice for offices or residential areas. Now also available in a larger size.

MOUNTING TYPE

Recessed

DIMMING

Phase dimming

DALI

Bluetooth dimming

IP RATING

IP54



HELIUM

Dimensions: ø70 mm x 84 mm

Cutout: ø75 mm

Power: 9 W | 15 W

Lumens: 700 lm | 1200 lm

Beam angle: 15° | 24° | 45°

Colour temp: 2700 K | 3000 K | 3500 K | 4000 K

CRI >90

[Data Sheet](#) ↓



HELIUM MAJOR

Dimensions: ø120 mm x 144 mm

Cutout: ø105 mm

Power: 25 W | 35 W

Lumens: 2000 lm | 3000 lm

Beam angle: 15° | 24° | 45° | 60°

Colour temp: 2700 K | 3000 K | 4000 K

CRI >90

[Data Sheet](#) ↓

7

Helium Surface



Antique Brass finish

MOUNTING TYPE

Surface Mounted

DIMMING

Phase dimming
DALI
Bluetooth dimming

IP RATING

IP20

Thoughtful lighting can go a long way in influencing our well-being, routines and everyday interactions, making the Helium Surface a perfect choice for illuminating kitchens, living rooms or office environment.

EASY INSTALLATION

Integral driver for easy installation.

Dimensions: ø105 mm x 170 mm

[VIEW ON THE WEBSITE](#)

[Data Sheet](#)

[IES Files](#)



Sunshine Coast Office

Photography: Willem-Dirk du Toit

Helium Pendant



MIX & MATCH

The Helium Pendant is expertly designed to inspire and enrich the ways in which we perceive light, while also being highly customisable in colour and textured finishes. Choose from 13 standard can and trim finishes, 10 cable finishes, 5 recessed canopy and 2 recessed canopy finishes.

**Custom colours available*

[VIEW ON THE WEBSITE](#)

Dimensions: ø105 mm x 170 mm
Cable Length: Custom

MOUNTING TYPE

Suspended

DIMMING

Phase dimming
DALI*
Bluetooth dimming

IP RATING

IP20


**For DALI, only Clear Cable can be used*

[Data Sheet](#) ↓


[IES Files](#) ↓

Helium Finishes

DOWNLIGHT
Trim




Matte White Matte Black Matte Grey



Antique Brass Matte Antique Brass




Aged Copper Satin Aged Copper



Brown Bronze Matte Brown Bronze



Brushed Nickel Satin Brushed Nickel



Brass Polished Brass

Custom colours available on request

SURFACE / PENDANT
Trim & Can

PENDANT
Cable*



White Cloth Black Cloth Red Cloth Brown Cloth
Blue Rayon Green Rayon Lime Green Rayon Violet Rayon
Black & Gold Rayon Black & White Rayon Clear

** For DALI, only Clear Cable can be used*

PENDANT
Canopy Surface



White Black Chrome



Copper Bronze

PENDANT
Canopy Recessed




White Black

Custom colours available on request

Krypton

Krypton is available in 3 diameters, designed to illuminate high end commercial areas. The frosted PMMA diffuser provides an optimal uniform and dot free appearance. Krypton provides the ambient and task lighting levels demanded in contemporary office spaces. A one-piece, fully assembled body makes installation simple, without compromising on the requirements for efficiency and ergonomics.



15

VERSATILE DESIGN

Krypton is a streamline suspended luminaire that combines efficiency with visual comfort and minimalist design making them ideal for a wide variety of applications: in offices, meeting rooms and administration buildings, shops and public places.

Power: 45 W – 296 W
Lumens: 4085 lm- 27740 lm

[VIEW ON THE WEBSITE](#)

MOUNTING TYPE

Suspended

DIMENSIONS

Ø 600 mm
Ø 900 mm
Ø 1200 mm

IP RATING

IP20

FINISH

White Black

* custom colours available

[Data Sheet](#) ↓

Tantalum

Dimensions: ø71 mm x 153 mm
Lumens: 1350 lm | 2200 lm
Power: 15.5 W | 25 W
Mounting: Track | Mono Point




WIDE VARIETY

Honeycomb, elliptical and glare shield lens accessories are available.



Honeycomb lens



Elliptical lens



Glare shield

HIGH CRI

With CRI 90 figures the Tantalum makes colours pop.

BEAM ANGLES

Three beam angles for any application

[VIEW ON THE WEBSITE](#)



Hammond Studio

Photography: Terence Chin

A timeless icon. Tantalum reinterprets the traditional projector archetype through stylish and refined installation details, showcasing the architectural design on your space.

Sleek and minimalist style with a concealed reflector for low glare. The body is made of high density die-cast aluminium with a matte powder coat. Perfect for restaurants, retail, shops, galleries and residential areas.

[VIEW ON THE WEBSITE](#)

MOUNTING TYPE

3 Circuit Track
DALI Track
Mono Point

DIMMING

Phase Dimming
DALI

IP RATING

IP20

FINISH

White Black

Track
Data Sheet ↓

Mono Point
Data Sheet ↓

IES Files ↓



Xenon




Honeycomb and Ellipse lenses available

20

[VIEW ON THE WEBSITE](#)



An innovative zoom function allows the beam angle to be adjusted between 10° to 60°



21



*45° Beam Angle
Designed specifically to highlight objects
and create subtle drama in spaces*

Aiming to enhance interior design, the Xenon is a small and compact spotlight. The zoom system is easily adjustable for end use, and the light can accurately accentuate design elements with its integrated light optics.

Dimensions: ø62 mm x 129 mm
Power: 20W
Lumens: 1100 lm

[VIEW ON THE WEBSITE](#)



MINIMALIST STYLE

Xenon is a minimalist spotlight made of aluminium and powder coated for a clean and sleek aesthetic.

MOUNTING TYPE

3 Circuit Track
DALI Track

DIMMING

Phase Dimming
DALI
On Board Dimming

IP RATING

IP20

[Data Sheet](#) ↓

[IES Files](#) ↓

FINISH

White Black



Xenon Mini



Dimensions: ø52 mm x 100 mm
Power: 9W
Lumens: 530 lm



MINIATURE SIZE

Xenon Mini was specifically designed to highlight objects in galleries, museums, restaurants or retail.

[VIEW ON THE WEBSITE](#)

MOUNTING TYPE

3 Circuit Track
Surface mount

DIMMING

Phase Dimming (Track mounted)
On Board Dimming

IP RATING

IP20

FINISH

White Black

[Data Sheet](#) ↓

[IES Files](#) ↓

Xenon Mini Surface



Dimensions: ø52 mm x 100 mm
Power: 9W
Lumens: 530 lm

MOUNTING TYPE
Surface

DIMMING
On Board Dimming

IP RATING
IP20

FINISH
 White Black

[Data Sheet](#) ↓

[IES Files](#) ↓

The Xenon Mini is compact in size and packed with charm, designed for elegant, contemporary living.

ADJUSTABLE BEAM
Thanks to the adjustable beam angle, the spotlight can be set to direct and focus the light beam onto a specific area. The Xenon Mini Surface lets you add layers to any space by directing light at different objects such as art, pictures, products or collectibles.

PERFECT FOR:
Galleries, museums, restaurants, retail and residential areas.

[VIEW ON THE WEBSITE](#)



Light Culture Australia Pty Ltd reserves the right to improve, modify or update the product designs without prior notice.

For IES files, installation instructions, images or technical and other information, visit our website lightculture.com.au or contact us directly.

Head Office

61 Pile Road, Somersby, NSW,
2250, Australia

Phone: 1300 300 904

E-mail: info@lightculture.com.au

www.lightculture.com.au

